

RESOLUTION 2013- 55

A RESOLUTION AMENDING THE ADOPTED FIVE-YEAR CAPITAL IMPROVEMENT PLAN (CIP) IN COMPLIANCE WITH ADOPTED FINANCIAL POLICIES SECTION V, CAPITAL IMPROVEMENT POLICY 5.8 OF RESOLUTION 2012-18, AND, PURSUANT TO THE IMPACT FEE ORDINANCE, ORDINANCE 87-17, AS AMENDED, EXTENDING FOR THREE YEARS THE DATE TO REFUND IMPACT FEES SHOWN AS A FUNDING SOURCE FOR PROJECTS IN THE FIRST THREE YEARS OF THE CIP; PROVIDING AN EFFECTIVE DATE

WHEREAS the Board of County Commissioners adopted certain financial policies pursuant to Resolution 2012-18, providing the necessary framework for sound financial management practices, careful fiscal planning and healthy long-term financial management of all County resources and activities. Financial policies provide a comprehensive approach to financial management to the betterment of Nassau County citizens.

WHEREAS Section V Capital Improvement Policy 5.8 states:

“If additions or deletions to the adopted Capital Improvement Plan (CIP) are needed more frequently than annually, these changes shall be by a Resolution of the Board of County Commissioners amending the annually adopted Capital Improvements Program Resolution and action taken to insure compliance with Florida Statutes regarding growth management.”

WHEREAS the Board of County Commissioners has held public meetings discussing revisions to the Five-year Capital Improvement Plan. The proposed updated Capital Improvement Plan for the five fiscal years 2012/2013-2016/2017 totals \$28,809,214 with fiscal year 2012/2013 at \$16,274,058. Total revised planned cost for projects incorporated into the Five-Year Capital Improvement Plan is \$44,587,874, including \$10,895,065 for the South Amelia Shore Stabilization Beach Renourishment Project.

WHEREAS, the Nassau County Impact Fee Ordinance, Ordinance 87-17, as amended, provides for the collection of impact fees for new development, and further provides that any fees, except education impact fees, be refunded if not spent within six (6) years from the date the building permit or move-on permit was issued; and

WHEREAS, the County's policy allows the Board of County Commissioners by resolution to extend, for up to three (3) years, the time by which said impact fees may be refunded; and

WHEREAS, the County has identified impact fees as a funding source for capital projects included in its CIP for the five fiscal years 2012/2013-2016/2017, which capital projects identified as begin for the years 2012/2013; 2013/2014; 2014/2015 will be constructed in the next three years; however, prior to these completion of the construction of these capital projects, six (6) years will have expired since some of the fees were collected; and

WHEREAS, the Board desires to extend the date in which the impact fees funding projects shown in the first three years of the CIP can be refunded by three years as set forth in section 12 of Ordinance 87-17, as amended.

NOW, THEREFORE, BE IT RESOLVED by the Board of County Commissioners, Nassau County, Florida in regular session duly assembled on the 25th day of March 2013 that the revised Five-Year Capital Improvement Plan for fiscal years 2012/2013-2016/2017 be adopted per Exhibit A effective upon adoption.


Additionally, the Board finds that the each capital project included on the CIP and funded by impact fees is reasonably attributable to the land development activity that gave rise to the collection of said fee.

The Board further finds that the impact fees committed to capital projects in the first three years of the CIP (FY 2012/2013; 2013/2014, 2014/2015) will be constructed within the next three (3) years.

Based on these findings of fact, the Board hereby extends, by three years, the refund date of impact fees identified as funding sources for the capital projects in the first three years of the CIP. The date that these fees are eligible for refund shall be nine (9) years from the date of the


issuance of the building permit or move-on permit for the development for which the fee was collected.

BOARD OF COUNTY COMMISSIONERS
NASSAU COUNTY, FLORIDA



Daniel B. Leeper
Its: Chairman


ATTESTATION: ONLY TO AUTHENTICITY
AS TO CHAIRMAN'S SIGNATURE:



JOHN A. CRAWFORD
Its: Ex-Officio Clerk

MES
03.26.13

APPROVED AS TO FORM BY THE
NASSAU COUNTY ATTORNEY:



DAVID A. HALLMAN

***Nassau County, Florida
Board of County Commissioners***

Capital Improvement Plan

5-Year CIP 2012/2013 – 2016/2017

Update to September 24, 2012 Adopted Plan

March 25, 2013

Exhibit A

NASSAU COUNTY, FL
 CAPITAL IMPROVEMENT PLAN
 FIVE YEAR WORK PROGRAM
 \$50,000 OR GREATER CAPITAL PROJECTS
 EXCLUDES FLEET REPLACEMENT UNITS
 CAPITAL IMPROVEMENT SUMMARY
 CIP FY12/13-FY16/17, adopted 9-24-12, updated 3-25-13

Department	Tentative Work Program FY 12/13 - FY 16/17												TOTAL ALL PROJECT YEARS
	FY 12/13		FY 13/14		FY 14/15		FY 15/16		FY 16/17		TOTAL 12/13-16/17 CAPITAL \$		
	total estimated actual cost to date (begin 07/08)	Capital \$	Financial Operating Impact \$	Capital \$	Financial Operating Impact \$	Capital \$	Financial Operating Impact \$	Capital \$	Financial Operating Impact \$				
Animal Services	\$ 44,554	\$ 49,606	\$ 6,000	\$ 6,300	\$ 6,615	\$ 227,561	\$ 6,946	\$ 7,293	\$ 277,167	\$ 321,721			
Information Technology	\$ 1,487,175	\$ 560,750	\$ -	\$ 273,522	\$ 287,198	\$ 301,558	\$ 316,636	\$ 560,750	\$ 2,047,925				
Library	\$ -	\$ 24,794	\$ -	\$ 22,589	\$ 21,988	\$ 37,833	\$ 25,000	\$ 132,204	\$ 132,204				
Engineering Services	\$ 2,837,608	\$ 9,447,440	\$ -	\$ 10,142,444	\$ -	\$ 200,000	\$ -	\$ -	\$ 19,789,884	\$ 22,627,492			
Road & Bridge	\$ 71,111	\$ 2,766,952	\$ -	\$ -	\$ -	\$ -	\$ -	\$ -	\$ 2,766,952	\$ 2,838,063			
Facilities Maintenance	\$ 999,254	\$ 1,468,382	\$ 11,661	\$ 91,200	\$ 12,044	\$ -	\$ 12,447	\$ -	\$ 12,869	\$ -	\$ 13,312	\$ 1,559,582	\$ 2,558,836
Fire Rescue	\$ 131,132	\$ 1,286,436	\$ 14,381	\$ -	\$ 16,884	\$ -	\$ 17,728	\$ -	\$ 18,614	\$ -	\$ 19,525	\$ 1,286,436	\$ 1,417,568
Nassau Amelia Utilities	\$ -	\$ 220,398	\$ -	\$ 238,032	\$ -	\$ 257,076	\$ -	\$ 277,641	\$ -	\$ 355,853	\$ -	\$ 1,349,000	\$ 1,349,000
South Amelia Island Shore Stabiliz. (SAIS)	\$ 10,207,826	\$ 249,300	\$ -	\$ 437,939	\$ -	\$ -	\$ -	\$ -	\$ -	\$ -	\$ -	\$ 687,239	\$ 10,895,065
Sup. of Elec.-Constitutional Officer	\$ -	\$ 200,000	\$ -	\$ -	\$ -	\$ 200,000	\$ -	\$ -	\$ -	\$ -	\$ -	\$ 400,000	\$ 400,000
TOTAL CAPITAL IMPROVEMENT PLAN PROJECTS	\$ 15,778,660	\$ 16,274,058	\$ 32,042	\$ 10,932,204	\$ 308,750	\$ 679,064	\$ 323,988	\$ 543,035	\$ 339,988	\$ 380,853	\$ 356,766	\$ 28,809,214	\$ 44,587,874

NASSAU COUNTY, FL
 CAPITAL IMPROVEMENT PLAN
 FIVE YEAR WORK PROGRAM
 \$50,000 OR GREATER CAPITAL PROJECTS
 EXCLUDES FLEET REPLACEMENT UNITS OR NEW FLEET REQUESTS
 CAPITAL IMPROVEMENT SUMMARY-ANIMAL SERVICES
 DATE: CIP FY12/13-FY16/17, adopted 9-24-12, updated 3-25-13

APPROVED PROJECTS

Dept.	Account	Project Name	Project Description	Funding Sources	TENTATIVE WORK PROGRAM FY2012/2013 - FY2016/2017										TOTAL 12/13-16/17 CAPITAL \$	TOTAL ALL PROJECT YEARS				
					total estimated actual cost to date (begin 07/08)	FY 12/13		FY 13/14		FY 14/15		FY 15/16		FY 16/17						
						Capital \$	Financial Operating Impact \$	Capital \$	Financial Operating Impact	Capital \$	Financial Operating Impact	Capital \$	Financial Operating Impact	Capital \$			Financial Operating Impact			
Animal Services	04621562-562002 ASI12	Animal Shelter Improvements proj #ASI12	various improvements to the Animal Shelter building and grounds	General Approp (104 fund)	\$ 44,554	\$ 49,806	\$ 6,000		\$ 6,300		\$ 6,615		\$ 6,946		\$ 7,293	\$ 49,606	\$ 94,160			
					\$ -												\$ -	\$ -		
																			\$ -	\$ -
				Project Total	\$ 44,554	\$ 49,606	\$ 6,000	\$ -	\$ 6,300	\$ -	\$ 6,615	\$ -	\$ 6,946	\$ -	\$ 7,293	\$ 49,606	\$ 94,160			
	04621562-563735 ASPL	Parking Lot Repairs proj #ASPL	Repair and resurface the parking lot and curbing	General Approp. (104)	\$ -			\$ -			\$ 227,561				\$ 227,561	\$ 227,561				
															\$ -	\$ -				
															\$ -	\$ -				
				Project Total	\$ -	\$ -	\$ -	\$ -	\$ -	\$ -	\$ -	\$ 227,561	\$ -	\$ -	\$ -	\$ 227,561	\$ 227,561			
TOTAL ANIMAL SERVICES DEPARTMENT CAPITAL IMPROVEMENT PLAN PROJECTS					\$ 44,554	\$ 49,606	\$ 6,000	\$ -	\$ 6,300	\$ -	\$ 6,615	\$ 227,561	\$ 6,946	\$ -	\$ 7,293	\$ 277,167	\$ 321,721			

NASSAU COUNTY, FL
 CAPITAL IMPROVEMENT PLAN
 FIVE YEAR WORK PROGRAM
 \$50,000 OR GREATER CAPITAL PROJECTS
 EXCLUDES FLEET REPLACEMENT UNITS OR NEW FLEET REQUESTS
 CAPITAL IMPROVEMENT SUMMARY-Information Technology
 DATE: CIP FY12/13-FY16/17, adopted 9-24-12, updated 3-25-13

APPROVED PROJECTS

Dept.	Account	Project Name	Project Description	Funding Sources	TENTATIVE WORK PROGRAM FY2012/2013 - FY2016/2017										TOTAL 12/13-16/17 CAPITAL \$	TOTAL ALL PROJECT YEARS		
					FY 12/13		FY 13/14		FY 14/15		FY 15/16		FY 16/17					
					total estimated actual cost to date (begin 07/08)	Capital \$	Financial Operating Impact \$	Capital \$	Financial Operating Impact	Capital \$	Financial Operating Impact	Capital \$	Financial Operating Impact	Capital \$			Financial Operating Impact	
Information Technology	001 ,126, 149 MCOM1	800mhz Upgrade proj# MCOM1	Upgrade 800mhz Public Safety Radio System	General Approp. (001)	\$ 987,596	\$ 560,750	\$ -		\$273,522		\$287,198		\$ 301,558		\$ 316,636	\$ 560,750	\$ 1,548,346	
				IG Radio Communication	\$ 85,000												\$ -	\$ 85,000
				E-911 Fees	\$ 414,579												\$ -	\$ 414,579
				Project Total	\$ 1,487,175	\$ 560,750	\$ -	\$ -	\$ 273,522	\$ -	\$ 287,198	\$ -	\$ 301,558	\$ -	\$ 316,636	\$ 560,750	\$ 2,047,925	
TOTAL INFORMATION TECHNOLOGY DEPARTMENT CAPITAL IMPROVEMENT PLAN PROJEC					\$ 1,487,175	\$ 560,750	\$ -	\$ -	\$ 273,522	\$ -	\$ 287,198	\$ -	\$ 301,558	\$ -	\$ 316,636	\$ 560,750	\$ 2,047,925	

NASSAU COUNTY, FL
 CAPITAL IMPROVEMENT PLAN
 FIVE YEAR WORK PROGRAM
 \$50,000 OR GREATER CAPITAL PROJECTS
 EXCLUDES FLEET REPLACEMENT UNITS OR NEW FLEET REQUESTS
 CAPITAL IMPROVEMENT SUMMARY-LIBRARY
 DATE: CIP FY12/13-FY16/17, adopted 9-24-12, updated 3-25-13

APPROVED PROJECTS

Dept	Account	Project Name	Project Description	Funding Sources	TENTATIVE WORK PROGRAM FY 2012/2013 - FY 2016/2017										TOTAL 12/13-16/17 CAPITAL \$	TOTAL ALL PROJECT YEARS	
					total estimated actual cost to date (begin 07/08)	FY 12/13		FY 13/14		FY 14/15		FY 15/16		FY 16/17			
						Capital \$	Financial Operating Impact \$	Capital \$	Financial Operating Impact	Capital \$	Financial Operating Impact	Capital \$	Financial Operating Impact	Capital \$			Financial Operating Impact
LIBRARY	project# ITLIB	IT Equipment Replacement program proj #ITLIB	IT equipment replacement	General Approp (001)		\$ 24,794		\$ 22,589		\$ 21,988		\$ 37,833		\$ 25,000		\$ 132,204	\$ 132,204
					\$ -											\$ -	\$ -
																\$ -	\$ -
																\$ -	\$ -
				Project Total	\$ -	\$ 24,794	\$ -	\$ 22,589	\$ -	\$ 21,988	\$ -	\$ 37,833	\$ -	\$ 25,000	\$ -	\$ 132,204	\$ 132,204
TOTAL LIBRARY DEPARTMENT CAPITAL IMPROVEMENT PLAN PROJECTS					\$ -	\$ 24,794	\$ -	\$ 22,589	\$ -	\$ 21,988	\$ -	\$ 37,833	\$ -	\$ 25,000	\$ -	\$ 132,204	\$ 132,204

NASSAU COUNTY, FL
 CAPITAL IMPROVEMENT PLAN
 FIVE YEAR WORK PROGRAM
 \$50,000 OR GREATER CAPITAL PROJECTS
 EXCLUDES FLEET REPLACEMENT AND NEW FLEET UNITS
 CAPITAL IMPROVEMENT SUMMARY-ENGINEERING SERVICES DEPARTMENT
 DATE: CIP FY12/13-FY16/17, adopted 9-24-12, updated 3-25-13

APPROVED PROJECTS

Dept.	Account	Project Name	Project Description	Funding Sources	TENTATIVE WORK PROGRAM FY2012/2013 - FY2016/2017										TOTAL 12/13-16/17 CAPITAL \$	TOTAL ALL PROJECT YEARS		
					FY 12/13		FY 13/14		FY 14/15		FY 15/16		FY 16/17					
					total actual cost to date (begin 07/08)	Capital \$	Financial Operating Impact	Capital \$	Financial Operating Impact	Capital \$	Financial Operating Impact	Capital \$	Financial Operating Impact	Capital \$			Financial Operating Impact	
Engineering	363 & 141 Funds 14INT	14th Street Design & Construction proj# 14INT	Design and Improvements on 14th Street between Atlantic and Beach; widening, intersection & signal improvements	Co. Trans. Approp.	\$ 95,294	\$ 830,706										\$ 830,706	\$ 926,000	
				Impact fees (501T)	\$ 825,454	\$ 469,683											\$ 469,683	\$ 1,295,137
				Project Total	\$ 920,748	\$ 1,300,389	\$ -	\$ -	\$ -	\$ -	\$ -	\$ -	\$ -	\$ -	\$ -	\$ 1,300,389	\$ 2,221,137	
	363 fund BRR50	Blackrock Road proj# BRR50	Blackrock Road from SR 200/A1A to Heron Isles Parkway improvements and sidewalks. Segment # 50 of TAS	Developer-TCMA	\$ 33,385											\$ -	\$ 33,385	
				Transportation- other	\$ 10,893	\$ 88	\$ 318,852									\$ 318,940	\$ 329,833	
				General Approp (103)	\$ 1,502		\$ 43,373										\$ 43,373	\$ 44,875
				Impact fees (503T)	\$ 414,885	\$ 369,912	\$ 2,497,110										\$ 2,867,022	\$ 3,281,907
				Developer Agreement	\$ -	\$ 10,000											\$ 10,000	\$ 10,000
				Project Total	\$ 460,665	\$ 380,000	\$ -	\$ 2,859,335	\$ -	\$ -	\$ -	\$ -	\$ -	\$ -	\$ -	\$ 3,239,335	\$ 3,700,000	
	363 563100 RADIO	Radio Ave Ext and Improvements proj# RADIO	Extend Radio Ave. from Telephone Lane to Miner Road to provide secondary access to Yulee HS & Middle School.	One Cent Sales Tax	\$ 334,478	\$ 1,465,522										\$ 1,465,522	\$ 1,800,000	
				Project Total	\$ 334,478	\$ 1,465,522	\$ -	\$ -	\$ -	\$ -	\$ -	\$ -	\$ -	\$ -	\$ -	\$ -	\$ 1,465,522	\$ 1,800,000
	363 563100 BRIDG	Bridge Maintenance proj# BRIDG	Maintain and make necessary repairs to 36 bridges (and box culverts) in Nassau County that we have responsibility for.	One Cent	\$ 9,296	\$ 1,256,301										\$ 1,256,301	\$ 1,256,597	
				Co. Trans. Approp	\$ -	\$ 41,403											\$ 41,403	\$ 41,403
				Project Total	\$ 9,296	\$ 1,297,704	\$ -	\$ -	\$ -	\$ -	\$ -	\$ -	\$ -	\$ -	\$ -	\$ 1,297,704	\$ 1,307,000	
	63470541- 563440 GRAIL	Guardrail Replacement proj# GRAIL	Replace damaged or missing guardrail at various locations throughout the county	Transportation-Other	\$ -	\$ 250,000										\$ 250,000	\$ 250,000	
				Project Total	\$ -	\$ 250,000	\$ -	\$ -	\$ -	\$ -	\$ -	\$ -	\$ -	\$ -	\$ -	\$ -	\$ 250,000	\$ 250,000
	363 563365 CHPDE CHTPO	Chester Road proj# CHPDE & CHTPO	PD&E study from SR200 to Green Pine Road, design and Right of Way. CHTPO replaces CHPDE project	Developer Agrmt + int	\$ 116,474											\$ -	\$ 116,474	
				Settlement Agreement	\$ 36,114												\$ -	\$ 36,114
				Transportation-Other	\$ 107,217												\$ -	\$ 107,217
				General Approp (103)	\$ -	\$ 900,000											\$ 900,000	\$ 900,000
				General Approp (001)	\$ -		\$ 1,000,000										\$ 1,000,000	\$ 1,000,000
				Project Total	\$ 259,805	\$ 900,000	\$ -	\$ 1,000,000	\$ -	\$ -	\$ -	\$ -	\$ -	\$ -	\$ -	\$ 1,900,000	\$ 2,159,805	

NASSAU COUNTY, FL
 CAPITAL IMPROVEMENT PLAN
 FIVE YEAR WORK PROGRAM
 \$50,000 OR GREATER CAPITAL PROJECTS
 EXCLUDES FLEET REPLACEMENT AND NEW FLEET UNITS
 CAPITAL IMPROVEMENT SUMMARY-ENGINEERING SERVICES DEPARTMENT
 DATE: CIP FY12/13-FY16/17, adopted 9-24-12, updated 3-25-13

APPROVED PROJECTS

Dept.	Account	Project Name	Project Description	Funding Sources	TENTATIVE WORK PROGRAM FY2012/2013 - FY2016/2017										TOTAL 12/13-16/17 CAPITAL \$	TOTAL ALL PROJECT YEARS	
					FY 12/13		FY 13/14		FY 14/15		FY 15/16		FY 16/17				
					total actual cost to date (begin 07/08)	Capital \$	Financial Operating Impact	Capital \$	Financial Operating Impact	Capital \$	Financial Operating Impact	Capital \$	Financial Operating Impact	Capital \$			Financial Operating Impact
Engineering (cont.)	363 Fund CLS1	Concourse Loop Rd Section 1-Christian Way proj# CLS1	Construction of a two lane roadway from Christian Way east to License Road (1600 ft)	County transp approp	\$ 36,293	\$ 789,207										\$ 789,207	\$ 825,500
				General Approp (103)	\$ 12,005	\$ 14,495										\$ 14,495	\$ 26,500
				Developer Contribution	\$ -	\$ 30,000										\$ 30,000	\$ 30,000
				Project Total	\$ 48,298	\$ 833,702	\$ -	\$ -	\$ -	\$ -	\$ -	\$ -	\$ -	\$ -	\$ -	\$ 833,702	\$ 882,000
	363 Fund CLS2	Concourse Loop Rd Section 2-Christian Way proj# CLS2	Construction of a two land roadway from License Road to Amelia Concourse	County transp approp	\$ 1,200	\$ 986,180										\$ 986,180	\$ 987,380
				Project Total	\$ 1,200	\$ 986,180	\$ -	\$ -	\$ -	\$ -	\$ -	\$ -	\$ -	\$ -	\$ -	\$ 986,180	\$ 987,380
	363 Fund BAY	Bay Road Improvements proj# BAY	Widening 3 ft and resurfacing 2 miles from CR121 to Conner- Nelson Road	FDOT SCOP	\$ 759,018	\$ 177,638										\$ 177,638	\$ 936,656
				County transp approp	\$ -	\$ 106,251										\$ 106,251	\$ 106,251
				Project Total	\$ 759,018	\$ 283,889	\$ -	\$ -	\$ -	\$ -	\$ -	\$ -	\$ -	\$ -	\$ -	\$ 283,889	\$ 1,042,907
	141 Fund 14LIM	14th & Lime Intersection Improvements proj# 14LIM	Intersection Improvements at 14th Street and Lime	501 Transportation Impact	\$ 39,385	\$ 250,000	\$ 58,506									\$ 308,506	\$ 347,891
				County transp approp			\$ 92,109									\$ 92,109	\$ 92,109
				Project Total	\$ 39,385	\$ 250,000	\$ -	\$ 150,615	\$ -	\$ -	\$ -	\$ -	\$ -	\$ -	\$ -	\$ 400,615	\$ 440,000
	636 FUND CRKII	Creekside Subdivision proj# CRKII	Improvements to bring subdivision roadways into compliance with County standards	Developer Maint Bond	\$ -	\$ 68,054										\$ 68,054	\$ 68,054
				Project Total	\$ -	\$ 68,054	\$ -	\$ -	\$ -	\$ -	\$ -	\$ -	\$ -	\$ -	\$ -	\$ 68,054	\$ 68,054
	03420541- 563100 121CE	CR 121 Culvert Ext Project - CEI and Construction proj# 121CE	Multiple culvert pipe extensions to remove guardrail at Nassau/Duval County line on CR 121	General Approp (103)		\$ 140,000										\$ 140,000	\$ 140,000
Project Total				\$ -	\$ 140,000	\$ -	\$ -	\$ -	\$ -	\$ -	\$ -	\$ -	\$ -	\$ -	\$ 140,000	\$ 140,000	

NASSAU COUNTY, FL
 CAPITAL IMPROVEMENT PLAN
 FIVE YEAR WORK PROGRAM
 \$50,000 OR GREATER CAPITAL PROJECTS
 EXCLUDES FLEET REPLACEMENT AND NEW FLEET UNITS
 CAPITAL IMPROVEMENT SUMMARY-ENGINEERING SERVICES DEPARTMENT
 DATE: CIP FY12/13-FY16/17, adopted 9-24-12, updated 3-25-13

APPROVED PROJECTS

Dept.	Account	Project Name	Project Description	Funding Sources	TENTATIVE WORK PROGRAM FY2012/2013 - FY2016/2017										TOTAL 12/13-16/17 CAPITAL \$	TOTAL ALL PROJECT YEARS				
					FY 12/13		FY 13/14		FY 14/15		FY 15/16		FY 16/17							
					total actual cost to date (begin 07/08)	Capital \$	Financial Operating Impact	Capital \$	Financial Operating Impact	Capital \$	Financial Operating Impact	Capital \$	Financial Operating Impact	Capital \$			Financial Operating Impact			
Engineering (cont.)	363 fund CRAW	Crawford Rd Engineering and CEI proj# CRAW	Eng & Design for Phase I-Pave Crawford Rd fm CR 121 to Old Alabama Trail & Phase 2-Pave Crawford Rd fm Old Alabama Trail to SR 200/US 301	One Cent Sales Surtax			\$ 200,000										\$ 200,000	\$ 200,000		
				Project Total	\$ -	\$ -	\$ -	\$ 200,000	\$ -	\$ -	\$ -	\$ -	\$ -	\$ -	\$ -	\$ -	\$ -	\$ -	\$ 200,000	\$ 200,000
	363 fund ODHHB	CR 115/Old Dixie Hwy Engineering and CEI proj# ODHHB	Survey and design beginning at Henry Smith Rd and ending at Bypass Rd for potential resurfacing and widening	One Cent Sales Surtax			\$ 200,000											\$ 200,000	\$ 200,000	
				Project Total	\$ -	\$ -	\$ -	\$ -	\$ -	\$ 200,000	\$ -	\$ -	\$ -	\$ -	\$ -	\$ -	\$ -	\$ -	\$ -	\$ 200,000
	109 & 363 fund BAY2	Bay Rd Phase 2 Engineering and CEI proj# BAY2	Eng & CEI -Widening and Resurfacing from Conner Nelson Road to County Road 108 in Hilliard	One Cent Sales Surtax	\$ 190,000		\$ 160,000											\$ 350,000	\$ 350,000	
				FDOT SCOP			\$ 907,494												\$ 907,494	\$ 907,494
				Project Total	\$ -	\$ 190,000	\$ -	\$ 1,067,494	\$ -	\$ -	\$ -	\$ -	\$ -	\$ -	\$ -	\$ -	\$ -	\$ -	\$ 1,257,494	\$ 1,257,494
	project #CLFPK	Loop Rd Phase 4 Engineering, CEI and Construction proj# CLFPK	Design, CEI and Construction for Phase 4 Loop Rd. Connect Flora Parke Community and James S. Page Gov't Center to Commerce Blvd	One Cent Sales Surtax	\$ -	\$ 250,000		\$ 3,394,692											\$ 3,644,692	\$ 3,644,692
				General Approp (103) 503 Transportation Impact	\$ 4,715		\$ 755,308												\$ -	\$ 4,715
				Project Total	\$ 4,715	\$ 250,000	\$ -	\$ 4,150,000	\$ -	\$ -	\$ -	\$ -	\$ -	\$ -	\$ -	\$ -	\$ -	\$ -	\$ 4,400,000	\$ 4,404,715
SIMRP	Simmons Road Recreational Path Addition proj# SIMRP	Six ft recreational path on Simmons Rd from 14th St to the Beach Access at South Fletcher	One Cent Sales Surtax		\$ 225,000													\$ 225,000	\$ 225,000	
			Project Total	\$ -	\$ 225,000	\$ -	\$ -	\$ -	\$ -	\$ -	\$ -	\$ -	\$ -	\$ -	\$ -	\$ -	\$ -	\$ -	\$ 225,000	\$ 225,000
03406541- 563191 14SSR	14th St and Sadler Rd Signalization Upgrade proj# 14SSR	Replace overhead signal cable at 14th and Sadler with mast arms and new signalization	General Approp (103)	\$ 50,000		\$ 455,000												\$ 505,000	\$ 505,000	
			Project Total	\$ -	\$ 50,000	\$ -	\$ 455,000	\$ -	\$ -	\$ -	\$ -	\$ -	\$ -	\$ -	\$ -	\$ -	\$ -	\$ -	\$ 505,000	\$ 505,000

NASSAU COUNTY, FL
 CAPITAL IMPROVEMENT PLAN
 FIVE YEAR WORK PROGRAM
 \$50,000 OR GREATER CAPITAL PROJECTS
 EXCLUDES FLEET REPLACEMENT AND NEW FLEET UNITS
 CAPITAL IMPROVEMENT SUMMARY-ENGINEERING SERVICES DEPARTMENT
 DATE: CIP FY12/13-FY16/17, adopted 9-24-12, updated 3-25-13

APPROVED PROJECTS

Dept.	Account	Project Name	Project Description	Funding Sources	TENTATIVE WORK PROGRAM FY2012/2013 - FY2016/2017										TOTAL 12/13-16/17 CAPITAL \$	TOTAL ALL PROJECT YEARS		
					total actual cost to date (begin 07/08)	FY 12/13		FY 13/14		FY 14/15		FY 15/16		FY 16/17				
						Capital \$	Financial Operating Impact	Capital \$	Financial Operating Impact	Capital \$	Financial Operating Impact	Capital \$	Financial Operating Impact	Capital \$			Financial Operating Impact	
Engineering (cont.)	03404541- 563100 SAULS	Sauls Road Double Chipseal proj# SAULS	Double Chip Seal Sauls Rd from US 1 to Musselwhite Rd for approx 3.6 miles by 20 feet wide	General Approp (103)			\$ 280,000									\$ 280,000	\$ 280,000	
				Project Total	\$ -	\$ -	\$ -	\$ 280,000	\$ -	\$ -	\$ -	\$ -	\$ -	\$ -	\$ -	\$ -	\$ 280,000	\$ 280,000
				JASMN	Jasmine resurfacing & drainage improvements proj#JASMN	Resurfacing of Jasmine St from S.14th St to Citrona Drive (phase III) and drainage improvements (phase II)	FDOT SCRAP	\$ 96,600										\$ 96,600
					One Cent Sales Surtax	\$ 349,400									\$ 349,400	\$ 349,400		
					Project Total	\$ -	\$ 446,000	\$ -	\$ -	\$ -	\$ -	\$ -	\$ -	\$ -	\$ -	\$ 446,000	\$ 446,000	
	JSRP	Julia St Recreational Path	Six ft recreational path , 1,200 feet connecting FDOT A1A path to the existing AIP path and to AB Community Center	Impact Fees-Regional	\$ 37,665										\$ 37,665	\$ 37,665		
					One Cent Sales Surtax	\$ 93,335									\$ 93,335	\$ 93,335		
					Project Total	\$ -	\$ 131,000	\$ -	\$ -	\$ -	\$ -	\$ -	\$ -	\$ -	\$ -	\$ 131,000	\$ 131,000	
	TOTAL ENGINEERING SERVICES DEPT APPROVED CIP PROJECTS					\$ 2,837,608	\$ 9,447,440	\$ -	\$ 10,142,444	\$ -	\$ 200,000	\$ -	\$ -	\$ -	\$ -	\$ 19,789,884	\$ 22,627,492	

NASSAU COUNTY, FL
 CAPITAL IMPROVEMENT PLAN
 FIVE YEAR WORK PROGRAM
 \$50,000 OR GREATER CAPITAL PROJECTS
 EXCLUDES FLEET REPLACEMENT AND NEW FLEET UNIT
 CAPITAL IMPROVEMENT SUMMARY - ROAD AND BRIDGE DEPARTMENT
 DATE: CIP FY12/13-FY16/17, adopted 9-24-12, updated 3-25-13

APPROVED PROJECTS

Dept.	Account	Project Name	Project Description	Funding Sources	TENTATIVE WORK PROGRAM FY 2012/2013 - FY 2016/2017										TOTAL ALL PROJECT YEARS					
					total actual cost to date (begin 07/08)	FY 12/13		FY 13/14		FY14/15		FY15/16		FY16/17		TOTAL 12/13-16/17 CAPITAL \$				
						Capital \$	Financial Operating Impact	Capital \$	Financial Operating Impact	Capital \$	Financial Operating Impact	Capital \$	Financial Operating Impact	Capital \$			Financial Operating Impact			
Road & Bridge	63461541 L&O	Pavement Management Program-Level & Overlay proj #L&O	To resurface County roads as part of the pavement management program	Co Trans Approp		\$ 2,194,691										\$ 2,194,691	\$ 2,194,691			
					Project Total	\$ -	\$ 2,194,691	\$ -	\$ -	\$ -	\$ -	\$ -	\$ -	\$ -	\$ -	\$ -	\$ 2,194,691	\$ 2,194,691		
	03402541 & 09402541-563300 SFORK	Swallowfork Drainage Imprvmnts proj# SFORK	Drainage Improvements to Swallowfork Estates Subdivision	Stipulation & Agreement	\$70,918	\$39,454											\$39,454	\$110,372		
				One Cent Sales Tax	\$ 193	\$ 279,807												\$ 279,807	\$ 280,000	
					Project Total	\$ 71,111	\$ 319,261	\$ -	\$ -	\$ -	\$ -	\$ -	\$ -	\$ -	\$ -	\$ -	\$319,261	\$390,372		
	63402541-563300 #BJCD	Bonneview Road and Jackson Creek Cross proj #BJCD	Engineering Analysis, Recommendation and Design for a Permanent Cross drain Repair	One Cent Sales Surtax		\$ 60,000											\$ 60,000	\$ 60,000		
				Project Total	\$ 60,000	\$ -	\$ -	\$ -	\$ -	\$ -	\$ -	\$ -	\$ -	\$ -	\$ -	\$ 60,000	\$ 60,000			
63402541-563300 #115CD	CR 115A Cross drain Replacement proj #115CD	Permanent Cross drain Replacement	One Cent Sales Surtax		\$ 133,000											\$ 133,000	\$ 133,000			
				Project Total	\$ 133,000	\$ -	\$ -	\$ -	\$ -	\$ -	\$ -	\$ -	\$ -	\$ -	\$ -	\$ 133,000	\$ 133,000			
03402541-563300 #RSCD	Roy Sikes Road Culvert Crossing Repair proj # RSCD	Engineering Analysis, Recommendation and Design for a Permanent Culverts Crossing Repair	General Approp (103)		\$ 60,000											\$ 60,000	\$ 60,000			
				Project Total	\$ 60,000	\$ -	\$ -	\$ -	\$ -	\$ -	\$ -	\$ -	\$ -	\$ -	\$ -	\$ 60,000	\$ 60,000			
TOTAL ROAD AND BRIDGE DEPARTMENT CAPITAL IMPROVEMENT PLAN PROJECTS					\$ 71,111	\$ 2,766,952	\$ -	\$ -	\$ -	\$ -	\$ -	\$ -	\$ -	\$ -	\$ 2,766,952	\$ 2,838,063				

NASSAU COUNTY, FL

CAPITAL IMPROVEMENT PLAN
FIVE YEAR WORK PROGRAM
\$50,000 OR GREATER CAPITAL PROJECTS

EXCLUDES FLEET EQUIPMENT-ON ROAD, OFF ROAD, SPECIAL PURPOSE OFF ROAD
CAPITAL IMPROVEMENT SUMMARY-FACILITIES MAINTNENACE DEPARTMENT
DATE: CIP FY12/13-FY16/17, adopted 9-24-12, updated 3-25-13

APPROVED PROJECTS

Dept.	Account	Project Name	Project Description	Funding Sources	TENTATIVE WORK PROGRAM FY2012/2013 - FY2016/2017										TOTAL 12/13-16/17 CAPITAL \$	TOTAL ALL PROJECT YEARS			
					total actual cost to date (begin 07/08)	FY 12/13		FY 13/14		FY 14/15		FY 15/16		FY 16/17					
						Capital \$	Financial Operating Impact	Capital \$	Financial Operating Impact	Capital \$	Financial Operating Impact	Capital \$	Financial Operating Impact	Capital \$			Financial Operating Impact		
Parks & Recreation	YBPI1 \$ 591910 CLERK proj #YBPI1	Yulee Ballpark Improvements Phase 1	Construction of two restroom facilities and other improvements	General Approp (001)	\$ 3,740		\$ 5,788		\$ 6,077		\$ 6,381		\$ 6,700		\$ 7,035	\$ -	\$ 3,740		
				503 Comm Pk Impact	157,569	\$ 123,316											\$ 123,316	\$ 280,885	
																		\$ -	\$ -
																		\$ -	\$ -
				Project Total	\$ 161,309	\$ 123,316	\$ 5,788	\$ -	\$ 6,077	\$ -	\$ 6,381	\$ -	\$ 6,700	\$ -	\$ 7,035	\$ 123,316	\$ 284,625		
	01720572- 562000 MNRR proj# MNRR	Melton Nelson Boat Ramp Restroom	Restroom Facility and infrastructure,	General Approp (001)	\$ 7,045	\$ 127,827											\$ 127,827	\$ 134,872	
																	\$ -	\$ -	
																		\$ -	\$ -
																		\$ -	\$ -
				Project Total	7,045	\$ 127,827	\$ -	\$ -	\$ -	\$ -	\$ -	\$ -	\$ -	\$ -	\$ -	\$ 127,827	\$ 134,872		
ABHP	American Beach - Historic Park - Enhancement proj #ABHP	Enhance the site to provide Wildlife Observation Platform, accessible parking signage, fencing.	General Approp (001)		\$ 10,000	\$ 1,521	\$ 71,718	\$ 1,597	\$ 1,677		\$ 1,761		\$ 1,849		\$ 1,849	\$ 81,718	\$ 81,718		
			Developer agreement			\$ 19,482										\$ 19,482	\$ 19,482		
																	\$ -	\$ -	
																	\$ -	\$ -	
			Project Total	-	\$ 10,000	\$ 1,521	\$ 91,200	\$ 1,597	\$ -	\$ 1,677	\$ -	\$ 1,761	\$ -	\$ 1,849	\$ 101,200	\$ 101,200			
01720572- 563752 LPFR proj #LPFR	Callahan Ball Park- Light Pole & Fixture Replacement proj #LPFR	Replace 20 wooden light poles on Football Field and Little League Fields 1,2&3 and lighting fixtures	General Approp (001)		\$ 408,250	\$ -	\$ -	\$ -	\$ -	\$ -	\$ -	\$ -	\$ -	\$ -	\$ -	\$ 408,250	\$ 408,250		
																\$ -	\$ -		
																	\$ -	\$ -	
																	\$ -	\$ -	
			Project Total	-	\$ 408,250	\$ -	\$ -	\$ -	\$ -	\$ -	\$ -	\$ -	\$ -	\$ -	\$ 408,250	\$ 408,250			
BP113	Burney Park Improvements proj #BP113	Pavilions replacement, Turtle Safe Lighting, Parking Lot resurface.	General Approp (001)		\$ 115,234	\$ 352	\$ -	\$ 370	\$ -	\$ 389	\$ -	\$ 408	\$ -	\$ 428	\$ 115,234	\$ 115,234			
																\$ -	\$ -		
																	\$ -	\$ -	
																	\$ -	\$ -	
			Project Total	-	\$ 115,234	\$ 352	\$ -	\$ 370	\$ -	\$ 389	\$ -	\$ 408	\$ -	\$ 428	\$ 115,234	\$ 115,234			
01720572 HBPR proj # HBPR	Hilliard Ball Park- Renovations proj # HBPR	Hilliard Ball Park Roof Replacement- All buildings and dugouts. Equipment Storage Building	General Approp (001)	\$ -	\$ 60,500										\$ 60,500	\$ 60,500			
																\$ -	\$ -		
																	\$ -	\$ -	
																	\$ -	\$ -	
			Project Total	\$ -	\$ 60,500	\$ -	\$ -	\$ -	\$ -	\$ -	\$ -	\$ -	\$ -	\$ -	\$ 60,500	\$ 60,500			

NASSAU COUNTY, FL

CAPITAL IMPROVEMENT PLAN
FIVE YEAR WORK PROGRAM
\$50,000 OR GREATER CAPITAL PROJECTS

EXCLUDES FLEET EQUIPMENT-ON ROAD, OFF ROAD, SPECIAL PURPOSE OFF ROAD
CAPITAL IMPROVEMENT SUMMARY-FACILITIES MAINTNENACE DEPARTMENT
DATE: CIP FY12/13-FY16/17, adopted 9-24-12, updated 3-25-13

APPROVED PROJECTS

Dept.	Account	Project Name	Project Description	Funding Sources	TENTATIVE WORK PROGRAM FY2012/2013 - FY2016/2017										TOTAL 12/13-16/17 CAPITAL \$	TOTAL ALL PROJECT YEARS		
					FY 12/13		FY 13/14		FY 14/15		FY 15/16		FY 16/17					
					total actual cost to date (begin 07/08)	Capital \$	Financial Operating Impact	Capital \$	Financial Operating Impact	Capital \$	Financial Operating Impact	Capital \$	Financial Operating Impact	Capital \$			Financial Operating Impact	
Maintenance	001 Fund 01072523- 562002 DCFSS	Detention Center Fire Suppression proj #DCFSS	replace fire suppression pipes, soffit work and access doors	General Appr (001)	\$ 172,052	\$ 153,748										\$ 153,748	\$ 325,800	
				Settlement	\$ 45,000												\$ -	\$ 45,000
																	\$ -	\$ -
																	\$ -	\$ -
					Project Total	\$ 217,052	\$ 153,748	\$ -	\$ -	\$ -	\$ -	\$ -	\$ -	\$ -	\$ -	\$ 153,748	\$ 370,800	
	01189712- 562000 GIA08	Courthouse Annex Repairs & Renovation proj#GIA08	Project will address upgrading the security and fire safety needs.	Small County Grant In Aid	\$ 573,177	\$ 146,822										\$ 146,822	\$ 719,999	
				2008 appropriation	\$ -											\$ -	\$ -	
				State Court System	\$ -												\$ -	\$ -
																	\$ -	\$ -
					Project Total	\$ 573,177	\$ 146,822	\$ -	\$ -	\$ -	\$ -	\$ -	\$ -	\$ -	\$ -	\$ 146,822	\$ 719,999	
	17160712 & 18160712- 564002 HCCAM	Historic Courthouse Imp. Camera Upgrade proj# HCCAM	Install Interior and Exterior Cameras and Network Video Technology	Court Impvmt (117)-close	\$ -	\$ 35,455										\$ 35,455	\$ 35,455	
				Court Facility (118)	\$ -	\$ 33,718										\$ 33,718	\$ 33,718	
				General Approp (001)	\$ -		\$ 4,000		\$ 4,000		\$ 4,000		\$ 4,000		\$ 4,000	\$ -	\$ -	
																	\$ -	\$ -
					Project Total	\$ -	\$ 69,173	\$ 4,000	\$ -	\$ 4,000	\$ -	\$ 4,000	\$ -	\$ 4,000	\$ -	\$ 4,000	\$ 69,173	\$ 69,173
	01072523- 562002 DCMPA	Detention Ctr-Maint Platform and Access Doors proj# DCMPA	Maintenance Platforms and eight access doors	General Approp (001)	\$ 40,671	\$ 31,242										\$ 31,242	\$ 71,913	
																\$ -	\$ -	
																	\$ -	\$ -
																	\$ -	\$ -
					Project Total	\$ 40,671	\$ 31,242	\$ -	\$ -	\$ -	\$ -	\$ -	\$ -	\$ -	\$ -	\$ 31,242	\$ 71,913	
01193519- 562002 PSRR	Public Service Re- Roof proj #PSRR	Re - Roof Building	General Approp (001)		\$ 113,735										\$ 113,735	\$ 113,735		
															\$ -	\$ -		
																\$ -	\$ -	
																\$ -	\$ -	
				Project Total	\$ -	\$ 113,735	\$ -	\$ -	\$ -	\$ -	\$ -	\$ -	\$ -	\$ -	\$ 113,735	\$ 113,735		
562002 JACT	Judicial Annex - Clock Tower proj #JACT	Engineered/Architected attachment point for safe cleaning method for the Clock Tower.	General Approp (001)		\$ 94,875										\$ 94,875	\$ 94,875		
															\$ -	\$ -		
																\$ -	\$ -	
																\$ -	\$ -	
				Project Total	\$ -	\$ 94,875	\$ -	\$ -	\$ -	\$ -	\$ -	\$ -	\$ -	\$ -	\$ 94,875	\$ 94,875		

NASSAU COUNTY, FL

CAPITAL IMPROVEMENT PLAN
 FIVE YEAR WORK PROGRAM
 \$50,000 OR GREATER CAPITAL PROJECTS

EXCLUDES FLEET EQUIPMENT-ON ROAD, OFF ROAD, SPECIAL PURPOSE OFF ROAD
 CAPITAL IMPROVEMENT SUMMARY-FACILITIES MAINTNENACE DEPARTMENT

DATE: CIP FY12/13-FY16/17, adopted 9-24-12, updated 3-25-13

APPROVED PROJECTS

Dept.	Account	Project Name	Project Description	Funding Sources	TENTATIVE WORK PROGRAM FY2012/2013 - FY2016/2017										TOTAL 12/13-16/17 CAPITAL \$	TOTAL ALL PROJECT YEARS	
					FY 12/13		FY 13/14		FY 14/15		FY 15/16		FY 16/17				
					total actual cost to date (begin 07/08)	Capital \$	Financial Operating Impact	Capital \$	Financial Operating Impact	Capital \$	Financial Operating Impact	Capital \$	Financial Operating Impact	Capital \$			Financial Operating Impact
Maintenance	09213521- 562002 911CC	New 911 Call Center (EOC Addition) proj #911CC	New 911 Call Center (EOC Addition) Professional Services- Design	One Cent Sales Surtax	\$ -	\$ 13,660										\$ 13,660	\$ 13,660
					\$ -											\$ -	\$ -
																\$ -	\$ -
																\$ -	\$ -
				Project Total	\$ -	\$ 13,660	\$ -	\$ -	\$ -	\$ -	\$ -	\$ -	\$ -	\$ -	\$ -	\$ 13,660	\$ 13,660
TOTAL FACILITIES MAINTENANCE DEPARTMENT CAPITAL IMPROVEMENT PLAN PROJECTS					\$ 999,254	\$ 1,468,382	\$ 11,661	\$ 91,200	\$ 12,044	\$ -	\$ 12,447	\$ -	\$ 12,869	\$ -	\$ 13,312	\$ 1,559,582	\$ 2,558,836

NASSAU COUNTY, FL
 CAPITAL IMPROVEMENT PLAN
 FIVE YEAR WORK PROGRAM
 \$50,000 OR GREATER CAPITAL PROJECTS
 EXCLUDES FLEET REPLACEMENT AND NEW FLEET UNITS
 CAPITAL IMPROVEMENT SUMMARY - FIRE RESCUE
 DATE: CIP FY12/13-FY16/17, adopted 9-24-12, updated 3-25-13

APPROVED PROJECTS

Dept.	Account	Project Name	Project Description	Funding Sources	total estimated actual cost to date (begin 07/08)	TENTATIVE WORK PROGRAM FY 2012/2013- FY 2016/2017										TOTAL 12/13-16/17 CAPITAL \$	TOTAL ALL PROJECT YEARS
						FY 12/13		FY 13/14		FY 14/15		FY 15/16		FY 16/17			
						Capital \$	Financial Operating Impact	Capital \$	Financial Operating Impact	Capital \$	Financial Operating Impact	Capital \$	Financial Operating Impact	Capital \$	Financial Operating Impact		
Fire Rescue	04223522-582307	Phase II St. 90	Provide Living Quarters for Personnel at St. 90-River Rd.	General Approp. (104)	\$ -	\$ 127,000	\$ 12,558		\$ 13,186	\$ 13,845	\$ 14,537	\$ 15,264	\$ 127,000	\$ 127,000			
				Project Total	\$ -	\$ 127,000	\$ 12,558	\$ -	\$ 13,186	\$ -	\$ 13,845	\$ -	\$ 14,537	\$ -	\$ 15,264	\$ 127,000	\$ 127,000
	04223522-562303	St. 70 Improvements	Station 70-Nassauville Area Improvements	General Approp. (104)	\$ 11,973	\$ 138,027	\$ 1,823		\$ 1,823	\$ 1,914	\$ 2,010	\$ 2,110	\$ 138,027	\$ 150,000			
				Project Total	\$ 11,973	\$ 138,027	\$ 1,823	\$ -	\$ 1,823	\$ -	\$ 1,914	\$ -	\$ 2,010	\$ -	\$ 2,110	\$ 138,027	\$ 150,000
	04223522-564002	Self Contained Breathing Apparatus SCBA	Replace existing SCBA's and supporting protective equipment.	General Approp(104)	\$ -	\$ 668,900								\$ 668,900	\$ 668,900		
				Project Total	\$ -	\$ 668,900	\$ -	\$ -	\$ -	\$ -	\$ -	\$ -	\$ -	\$ -	\$ 668,900	\$ 668,900	
	01261526-564001	LifePak 15 LPAK	Replacement for LifePak 10's & 12's.	General Approp(001)	\$ 119,159	\$ 94,447								\$ 94,447	\$ 213,606		
				Project Total	\$ 119,159	\$ 94,447	\$ -	\$ -	\$ -	\$ -	\$ -	\$ -	\$ -	\$ -	\$ 94,447	\$ 213,606	
	01261526 & 04223522-564001	Thermal Imaging Camera TICAM	Replace outdated thermal imaging cameras	General Approp (001)		\$ 47,539			\$ 1,875	\$ 1,969	\$ 2,067	\$ 2,150	\$ 47,539	\$ 47,539			
				General Approp (104)		\$ 110,523								\$ 110,523	\$ 110,523		
	01261526 & 04223522	Hurricane Facility Preparedness HURFI	Hurricane Preparedness	General Approp (001)		\$ 50,000			\$ 1,875	\$ 1,969	\$ 2,067	\$ 2,150	\$ 50,000	\$ 50,000			
				General Approp (004)		\$ 50,000								\$ 50,000	\$ 50,000		
Project Total					\$ -	\$ 158,062	\$ -	\$ -	\$ 1,875	\$ -	\$ 1,969	\$ -	\$ 2,067	\$ -	\$ 2,150	\$ 158,062	\$ 158,062
Project Total					\$ -	\$ 100,000	\$ -	\$ -	\$ -	\$ -	\$ -	\$ -	\$ -	\$ -	\$ -	\$ 100,000	\$ 100,000
TOTAL FIRE RESCUE CAPITAL IMPROVEMENT PLAN PROJECTS					\$ 131,132	\$ 1,286,436	\$ 14,381	\$ -	\$ 16,884	\$ -	\$ 17,728	\$ -	\$ 18,614	\$ -	\$ 19,525	\$ 1,286,436	\$ 1,417,568

NASSAU COUNTY, FL
 CAPITAL IMPROVEMENT PLAN
 FIVE YEAR WORK PROGRAM
 \$50,000 OR GREATER CAPITAL PROJECTS
 EXCLUDES FLEET REPLACEMENT AND NEW FLEET U
 CAPITAL IMPROVEMENT SUMMARY - NASSAU AMELIA UTILITIES
 DATE: CIP FY12/13-FY16/17, adopted 9-24-12, updated 3-25-13

APPROVED PROJECTS

Dept.	Account	Project Name	Project Description	Funding Sources	TENTATIVE WORK PROGRAM FY2012/2013 - FY2016/2017										TOTAL 12/13-16/17 CAPITAL \$	TOTAL ALL PROJECT YEARS	
					total estimated actual cost to date (begin 07/08)	FY 12/13		FY 13/14		FY 14/15		FY 15/16		FY 16/17			
						Capital \$	Financial Operating Impact	Capital \$	Financial Operating Impact	Capital \$	Financial Operating Impact	Capital \$	Financial Operating Impact	Capital \$			Financial Operating Impact
Nassau Amelia Utilities	471 Fund 71500536-563551 WW2	Lift Station Rehab proj # WW2	Lift Station Upgrade Rehab Program	Revenues	\$ 73,466	\$ -	\$ 79,344	\$ -	\$ 85,692	\$ -	\$ 92,547	\$ -	\$ 99,951	\$ -	\$ 431,000	\$ 431,000	
				Project Total	\$ -	\$ 73,466	\$ -	\$ 79,344	\$ -	\$ 85,692	\$ -	\$ 92,547	\$ -	\$ 99,951	\$ -	\$ 431,000	\$ 431,000
	471 Fund 71501535-563551 WW3	Parallel Sewer FM proj# WW3	Parallel 8,100 of sewer FM from Colony Lift Station to WWTP	Impact Fees-wastewater									\$ 56,000		\$ 56,000	\$ 56,000	
				Project Total	\$ -	\$ -	\$ -	\$ -	\$ -	\$ -	\$ -	\$ -	\$ -	\$ 56,000	\$ -	\$ 56,000	\$ 56,000
	471 Fund 71500536-563551 WW4	Inflow/Infiltration Program proj# WW4	Sewer Inflow/Infiltration Correction Program	Revenues	\$ 73,466		\$ 79,344		\$ 85,692		\$ 92,547		\$ 99,951		\$ 431,000	\$ 431,000	
				Project Total	\$ -	\$ 73,466	\$ -	\$ 79,344	\$ -	\$ 85,692	\$ -	\$ 92,547	\$ -	\$ 99,951	\$ -	\$ 431,000	\$ 431,000
	471 Fund 71500536-563552 W3	Water Line Upgrade Rehab proj# W3	Water Line Upgrade/Rehab Program	Revenues	\$ 73,466		\$ 79,344		\$ 85,692		\$ 92,547		\$ 99,951		\$ 431,000	\$ 431,000	
Project Total				\$ -	\$ 73,466	\$ -	\$ 79,344	\$ -	\$ 85,692	\$ -	\$ 92,547	\$ -	\$ 99,951	\$ -	\$ 431,000	\$ 431,000	
TOTAL NASSAU AMELIA UTILITIES CAPITAL IMPROVEMENT PLAN PROJECTS					\$ -	\$ 220,398	\$ -	\$ 238,032	\$ -	\$ 257,076	\$ -	\$ 277,641	\$ -	\$ 355,853	\$ -	\$ 1,349,000	\$ 1,349,000

NASSAU COUNTY, FL
 CAPITAL IMPROVEMENT PLAN
 FIVE YEAR WORK PROGRAM
 \$50,000 OR GREATER CAPITAL PROJECTS
 EXCLUDES FLEET REPLACEMENT AND NEW FLEET UNITS
 CAPITAL IMPROVEMENT SUMMARY - SUPERVISOR OF ELECTIONS
 DATE: CIP FY12/13-FY16/17, adopted 9-24-12, updated 3-25-13

APPROVED PROJECTS

Dept	Account	Project Name	Project Description	Funding Sources	Tentative Work Program FY2012/2013 - FY2016/2017										TOTAL 12/13 16/17 CAPITAL \$	TOTAL ALL PROJECT YEARS		
					total estimated actual cost to date (begin 07/08)	FY 12/13		FY 13/14		FY 14/15		FY 15/16		FY 16/17				
						Capital \$	Financial Operating Impact	Capital \$	Financial Operating Impact	Capital \$	Financial Operating Impact	Capital \$	Financial Operating Impact	Capital \$			Financial Operating Impact	
SAISS-MSBU	364 Fund S2011	SAISS Beach Renourishment 2011	3.8 mile beach renourishment project within the SAISS MSBU boundaries	Bond Proceeds	\$ 9,828,438	\$ 248,300		\$ 437,939									\$ 686,239	\$ 10,514,677
				Cash fwd-143 fund	\$ 365,098												\$ -	\$ 365,098
				Interest	\$ 14,290	\$ 1,000											\$ 1,000	\$ 15,290
																	\$ -	\$ -
				Project Total	\$ 10,207,826	\$ 249,300	\$ -	\$ 437,939	\$ -	\$ -	\$ -	\$ -	\$ -	\$ -	\$ -	\$ -	\$ 687,239	\$ 10,895,065
TOTAL SOUTH AMELIA ISLAND SHORE STABILIZATION MSBU CAPITAL IMPROVEMENT PLAN					\$ 10,207,826	\$ 249,300	\$ -	\$ 437,939	\$ -	\$ -	\$ -	\$ -	\$ -	\$ -	\$ -	\$ -	\$ 687,239	\$ 10,895,065

NASSAU COUNTY, FL
 CAPITAL IMPROVEMENT PLAN
 FIVE YEAR WORK PROGRAM
 \$50,000 OR GREATER CAPITAL PROJECTS
 EXCLUDES FLEET REPLACEMENT AND NEW FLEET UNITS
 CAPITAL IMPROVEMENT SUMMARY - SUPERVISOR OF ELECTIONS
 DATE: CIP FY12/13-FY16/17, adopted 9-24-12, updated 3-25-13

APPROVED PROJECTS

Supervisor of Elections	Account	Project Name	Project Description	Funding Sources	TENTATIVE WORK PROGRAM FY 2012/2013 - FY 2016/2017										TOTAL 12/13-16/17 CAPITAL \$	TOTAL ALL PROJECT YEARS		
					total estimated actual cost to date (begin 07/08)	FY 12/13		FY 13/14		FY 14/15		FY 15/16		FY 16/17				
						Capital \$	Financial Operating Impact	Capital \$	Financial Operating Impact	Capital \$	Financial Operating Impact	Capital \$	Financial Operating Impact	Capital \$			Financial Operating Impact	
	1S061513-564002 ADAOS	ADA optical scan equipment project #ADAOS	Utilize ADA equipment by 2016 as required by law	General Approp (001)	\$ -					\$ 200,000							\$ 200,000	\$ 200,000
				Project Total	\$ -	\$ -	\$ -	\$ -	\$ -	\$ 200,000	\$ -	\$ -	\$ -	\$ -	\$ -	\$ -	\$ 200,000	\$ 200,000
	1S061513-564002 HSTAB	High speed tabulators project #HSTAB	Replace existing high speed tabulators with upgraded high speed tabulators-central count	General Approp (001)	\$ -	\$ 200,000											\$ 200,000	\$ 200,000
				Project Total	\$ -	\$ 200,000	\$ -	\$ -	\$ -	\$ -	\$ -	\$ -	\$ -	\$ -	\$ -	\$ -	\$ 200,000	\$ 200,000
TOTAL SUPERVISOR OF ELECTIONS CAPITAL IMPROVEMENT PLAN PROJECTS					\$ -	\$ 200,000	\$ -	\$ -	\$ -	\$ 200,000	\$ -	\$ -	\$ -	\$ -	\$ -	\$ -	\$ 400,000	\$ 400,000